

Panasonic

heating & cooling solutions



Passer til luft/luft varmepumper med endelsen:

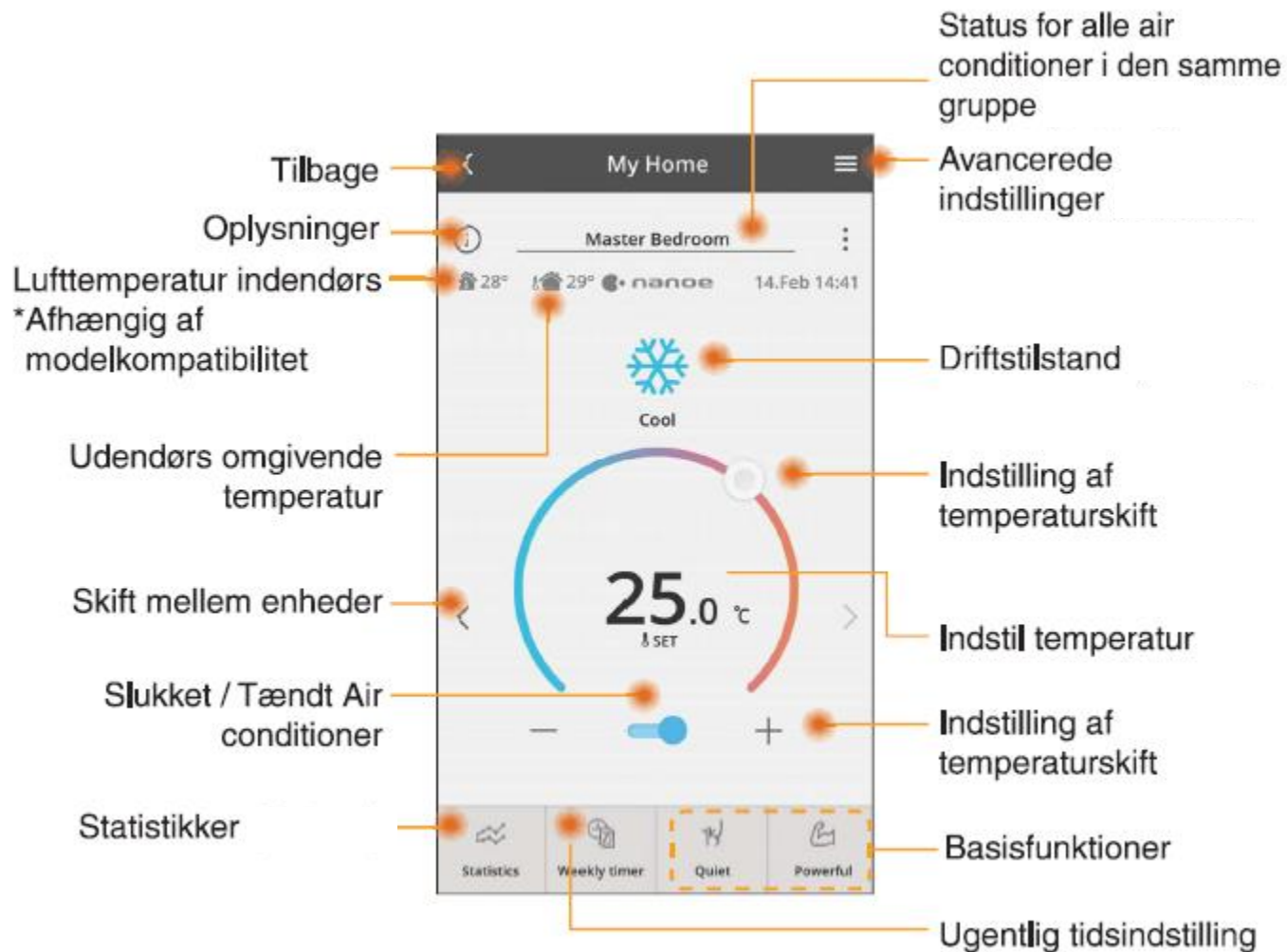
- MKE, NKE, PKE, RKE, SKE, TKE, WKE

Funktioner:

- Tænd/sluk
- Ugentlig timer
- Temperaturindstilling
- Indstilling af blæserhastighed
- Indstilling af luftstrømretning
- Tænd powerful
- Tænd Quiet
- * Nanoe filter ON/OFF
- * ECONAVI sensor TIL/FRA
- * Frostfrifunktion
- * Se kW forbrug
- * Dag, måned og års statistik

*Kun varmepumper med disse funktioner indbygget
Indendørs temperatur på HZ UKE





Oplysninger

Brugergodkendelse

Brugers styringsrettighed

Fejlmeddelelser for Air conditioner

Notifikationer

Information

Users awaiting your approval

Please register me as user

Please register me as user

Error messages

My Home

Master Bedroom

H14 Indoor intake air temperature sensor abnormality

Notifications

User approval

My Home

Living Room

User A

Approval notice

Air conditioner name

Do not approve

Only allow monitoring air conditioner status

Allow both monitoring and controlling air conditioner

Confirm

Status for Air conditioners

The screenshot shows the 'Air conditioners' app interface for 'My Home'. It lists six rooms with their respective air conditioner status, mode, and temperature. A dashed orange box highlights the first five rooms (Living Room, Kitchen, Bed room, 2F Kids room, Dining), which are all 'OFF'. The 'Bed room 2' is 'ON' with a cooling mode icon and 23.0°C. At the bottom, there are 'All OFF' and 'All ON' buttons. A confirmation dialog is shown on the right, asking 'Turn on all air conditioners?' with 'Cancel' and 'OK' options. Arrows point from text labels to the toggle switch of the Living Room, the 'All ON' button, and the 'OFF' status of the Bed room.

Room	Status	Mode	Temperature
Living Room	OFF	Cooling	27.0 °C
Kitchen	OFF	Cooling	26.0 °C
Bed room	OFF	Heating	25.0 °C
2F Kids room	OFF	Heating	30.0 °C
Dining	OFF	Auto	0.0 °C
Bed room 2	ON	Cooling	23.0 °C

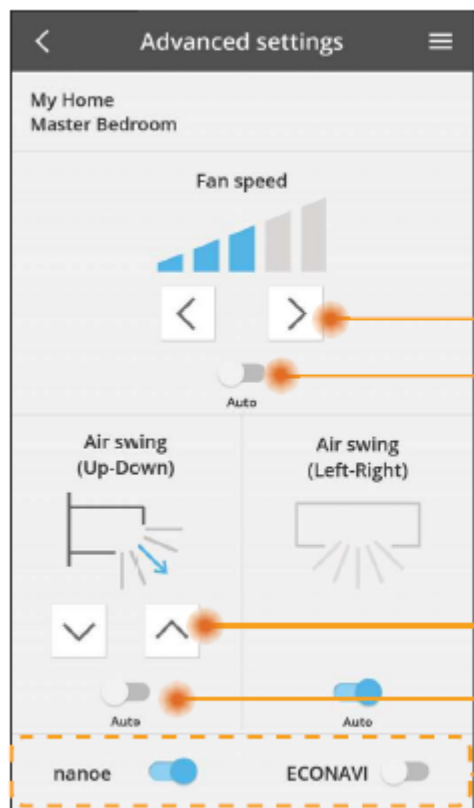
Individual slukket / tændt til/fra

Status for køleanlæg
(Slukket / tændt, tilstand og indstillingstemperatur)

Confirmation
Turn on all air conditioners?
Cancel OK

Alle slukket / tændt

Avancerede indstillinger



Skift ventilatorhastighed

Valg af tilstand
*Afhængig af modelkompatibilitet

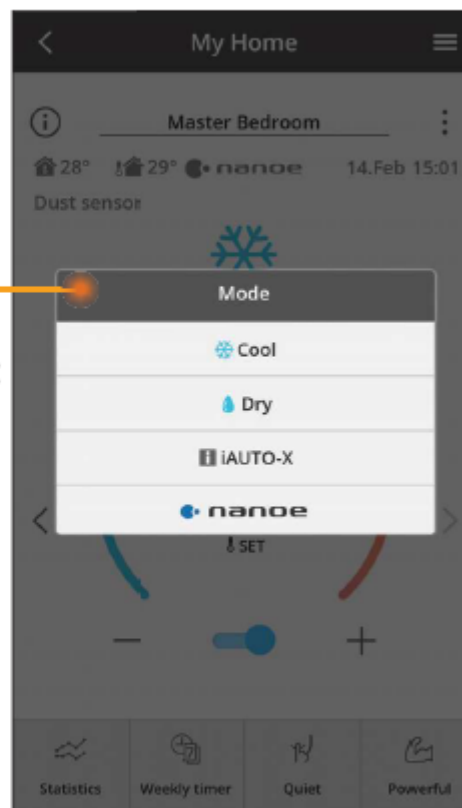
Automatisk ventilator

Skift swing-position

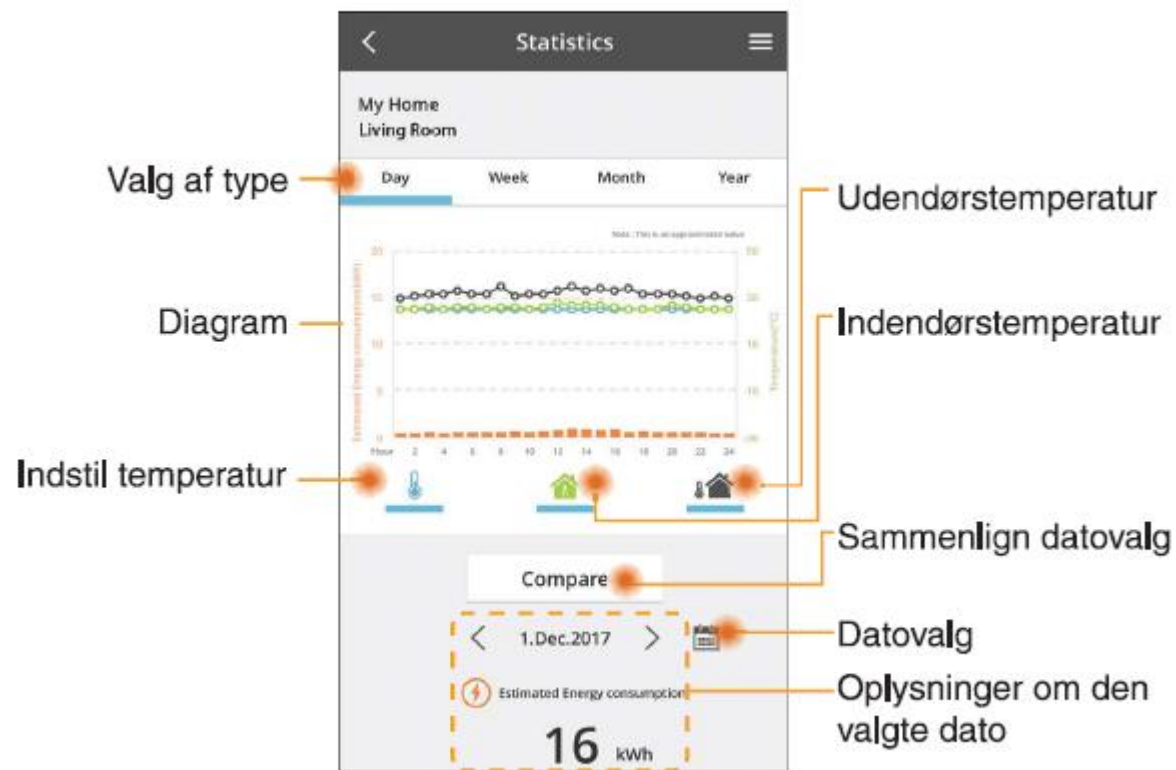
Automatisk air swing

Ekstra funktioner slukket / tændt

Driftstilstand



Statistikker



* Det beregnede energiforbrug understøttes muligvis ikke af visse modeller.

Sammenligning



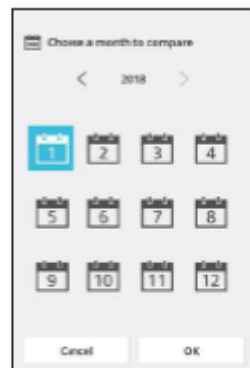
Oplysninger om den valgte sammenligningsdato



Datovalg



Valg af uge




Valg af måned



Valg af år

Ugentlig tidsindstilling



Rediger timer
Slukket / Tændt-timer

Tilføj ny timer
Rediger timer

Kopier timer

Air conditioner name	Edit	ON/OFF
Living Room		<input type="checkbox"/>
Kitchen		<input type="checkbox"/>
Bed room		<input type="checkbox"/>
2F Kids room		<input type="checkbox"/>
Dining		<input type="checkbox"/>
Bed room 2		<input type="checkbox"/>

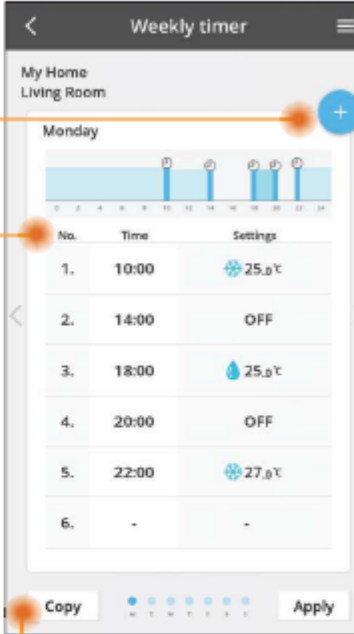
All OFF All ON

No. 1
Time 10:00
SET 25.0°C
Delete Change

Please select the day you would like to copy to.

Mon	<input checked="" type="checkbox"/>
Tue	<input checked="" type="checkbox"/>
Wed	<input checked="" type="checkbox"/>
Thu	<input checked="" type="checkbox"/>
Fri	<input checked="" type="checkbox"/>
Sat	<input type="checkbox"/>
Sun	<input type="checkbox"/>

OK

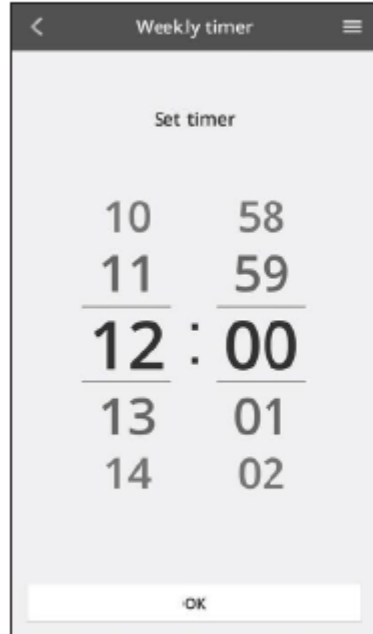


Monday

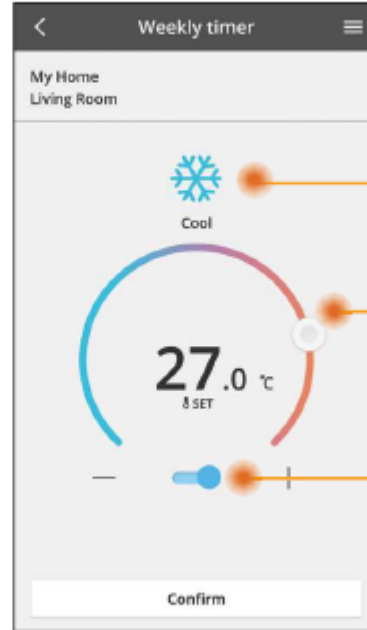
No.	Time	Settings
1.	10:00	25.0°C
2.	14:00	OFF
3.	18:00	25.0°C
4.	20:00	OFF
5.	22:00	27.0°C
6.	-	-

Copy Apply

Tilføj ny timer



Indstil tiden



Vælg tilstand

Vælg temperatur

Slukket / Tændt

Indstil betingelser

Panasonic

BUSINESS

heating & cooling solutions